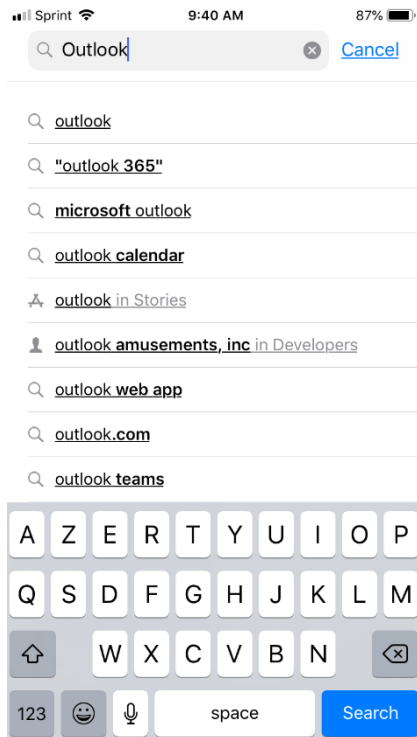


# Outlook App install for iPhone


1. Go to App Store on your iPhone by pressing the App Store icon



2. Select Search
3. In Search bar type **OUTLOOK**




#### 4. Find **MICROSOFT OUTLOOK** App



#### 5. Select **GET** or the Download **CLOUD ICON**

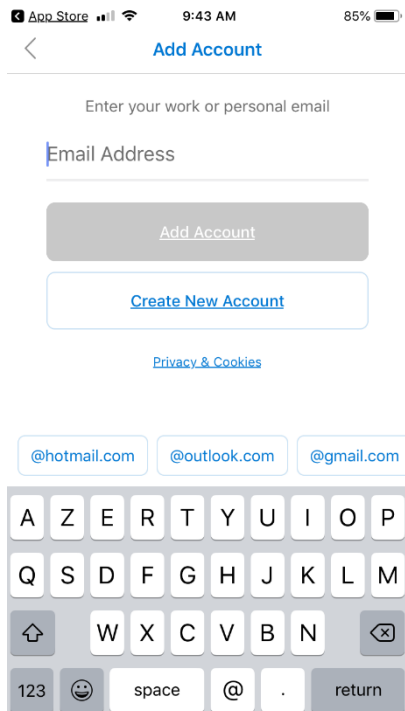


6. Once download is complete you will see an **OPEN** icon



7. Press the **OPEN** icon

8. Once the App is open, select **SIGN-IN** and enter your **VPCC email** and **Network Password**



9. Once signed in, select **TURN ON** if you want notifications and **NO THANKS** if you do not want notifications

